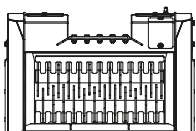


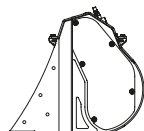
MB-HDS207



* 495 mm



* 740 mm



* 545 mm

* Dimensions listed are without load capacity increase kit..

ACCESSORIES

- RQ8/RQ15 SIFTING KIT
- RM MIXER KIT
- SHAFT HOLDER
- LOAD CAPACITY INCREASE KIT
- 24 MONTH WARRANTY



SPECIFICATIONS

| | |
|-----------------------|---|
| RECOMMENDED EXCAVATOR | Without capacity increase kit: $\geq 1,3 \leq 2,8$ ton With capacity increase kit: $\geq 1,7 \leq 3$ ton |
| WEIGHT | Without capacity increase kit: 0,098 ton With capacity increase kit: 0,113 ton |
| LOAD CAPACITY | Without capacity increase kit: $0,05 \text{ m}^3$ With capacity increase kit: $0,06 \text{ m}^3$ |
| PRESSURE | > 200 bar |
| OIL FLOW RATE* | 25 l/min. |

*The hydraulic flow and pressure values must meet the required parameters.

SHAFT KITS

* shaft in closed position

| KIT | ADJUSTMENT* | APPLICATION |
|--|-------------|---|
|  RQ8/RQ15 SIFTING KIT | 8/15 mm | Sifting damp/dry soil Soil aeration |
|  RM MIXER KIT | - | Soil Aeration Compost aeration Charcoal reduction Glass reduction Drywall reduction |

AREAS OF APPLICATION

| | | | | | | | | |
|---|---|--|--|--|---|---|--|--|
|  RECYCLING AGGREGATES |  MAINTAINING LANDSCAPE AND AGRICULTURAL AREAS |  EXCAVATIONS |  FOUNDRIES |  PIPELINES |  ROAD WORKS |  URBAN CONSTRUCTION SITES |  TUNNELS |  ENCLOSED SPACES |
|---|---|--|--|--|---|---|--|--|

The data provided above is not binding, as the manufacturer reserves the right to make improvements to its products at any time and without notice.