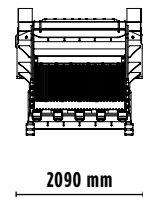
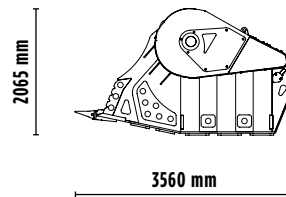



# BF 150.10



## ACCESSORIES

- RECOMMENDED SPARE PARTS KIT
- FIXED COUPLING
- HOUR METER
- 24 MONTHS WARRANTY

## SPECIFICATIONS

EQUIPMENT	 $\geq 70 \leq 100$ Ton
LOAD CAPACITY	2,30 m <sup>3</sup>
OPENING DIMENSIONS	L 1450 H 700 mm
OUTPUT SETTING	$\geq 110 \leq 200$ mm
DIMENSIONS	3560 x 2090 H 2065mm
OIL FLOW	$> 380 < 430$ l/min.
PRESSURE	$> 230$ bar
WEIGHT	10,50 Ton



## AREAS OF APPLICATION



RECYCLING



LARGE-SCALE  
URBAN SITES



QUARRIES



MINES



DEMOLITION

The data provided above is not binding, as the manufacturer reserves itself the right to make improvements to its products at any time and with no advance notice. References to excavator weights are approximate and many may be subject to changes.

Rev. 2020 / 07



WWW.MBCRUSHER.COM